

PUBLIC HOUSING PRIMARY CARE (PHPC) COVID-19 BY THE NUMBERS

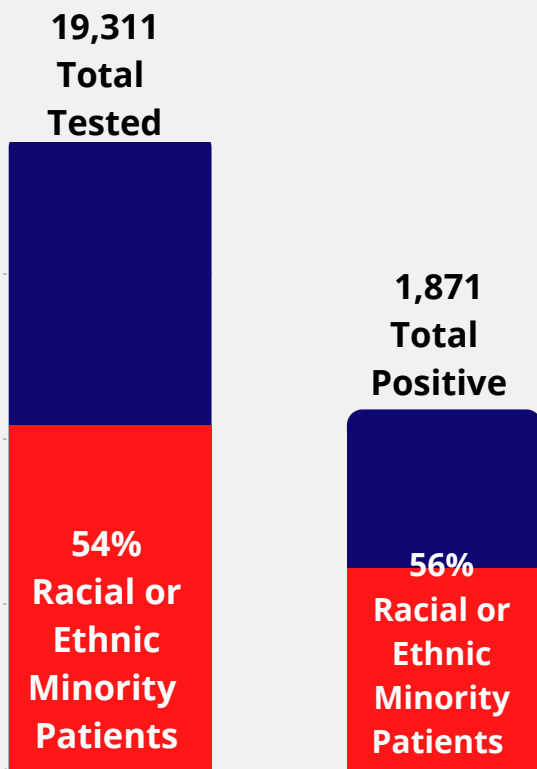
FEBRUARY 26, 2021

NUMBERS AS OF FEBRUARY 19, 2021

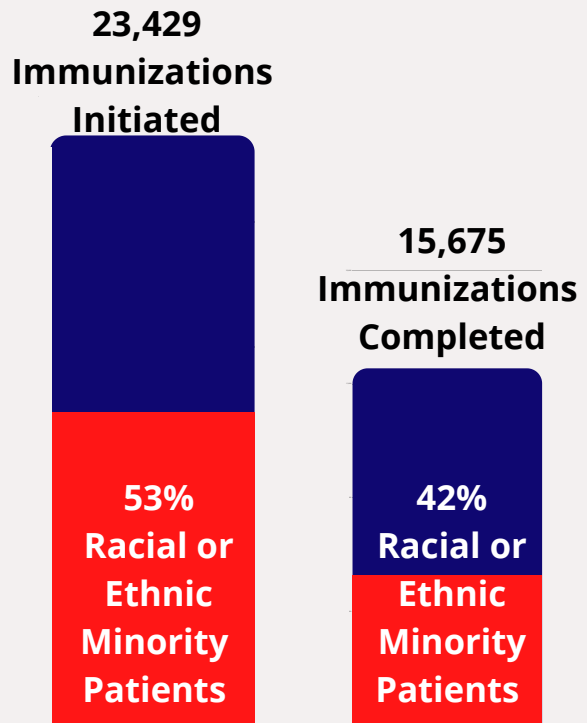
NUMBER OF PHPC HEALTH CENTER RESPONDENTS= 75(69% OF ALL PHPC HEALTH CENTERS)

IN 2019, THERE WERE 108 PHPC HEALTH CENTERS SERVING 856,191 PATIENTS LIVING IN OR IMMEDIATELY ACCESSIBLE TO PUBLIC HOUSING.

PHPC PATIENTS TESTED



PHPC PATIENTS VACCINATED



PHPC STAFF VACCINATED:

STAFF
IMMUNIZATIONS
INITIATED

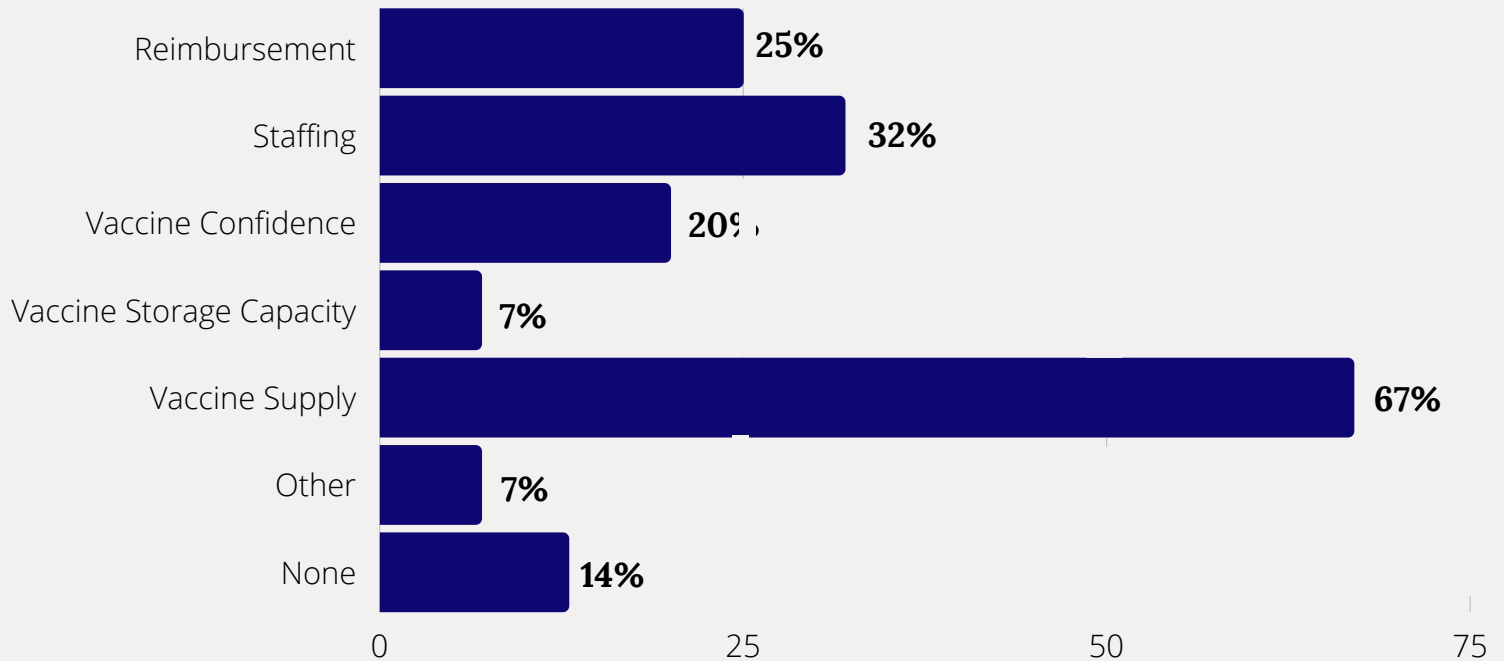
1,339

STAFF
IMMUNIZATIONS
COMPLETED

1,816

Disclaimer: This publication is supported by the Health Resources and Services Administration (HRSA) of the U.S. Department of Health and Human Services (HHS) as part of an award totaling \$1,824,000 with 0 percent financed with non-governmental sources. The contents are those of the author(s) and do not necessarily represent the official views of, nor an endorsement, by HRSA, HHS, or the U.S. Government. For more information, please visit [hrsa.gov](https://www.hrsa.gov).

PHPC CHALLENGES IN OBTAINING COVID VACCINE:



OPERATIONS AND STAFF:



HEALTH CENTER WEEKLY VISITS (VS. PRE COVID-19 WEEKLY VISITS)



PERCENT OF WEEKLY VISITS DONE VIRTUALLY



PHPC HEALTH CENTER SITES CLOSED



24 STAFF MEMBERS WITH POSITIVE COVID-19



3% OF STAFF UNABLE TO WORK DUE TO COVID-19

TRENDS IN TURNAROUND TIME FOR COVID-19 TEST RESULTS



9.33%	18.67%
LESS THAN 1 HOUR	24 HOURS
6.67%	54.67%
12 HOURS OR LESS	2-3 DAYS
6.67%	
4-5 DAYS	