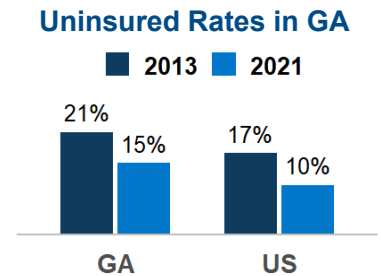
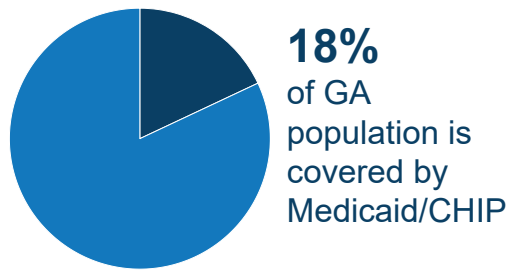
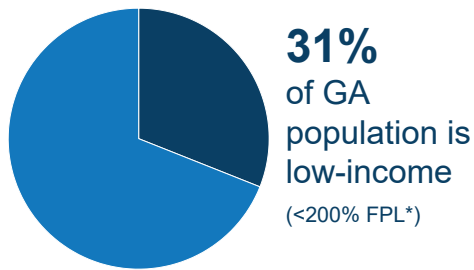


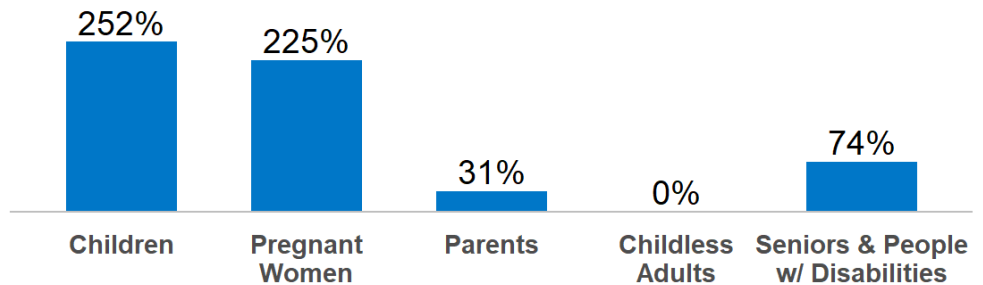
2,493,648 enrolled in GA Medicaid



GA Expansion Status:
Not Adopted

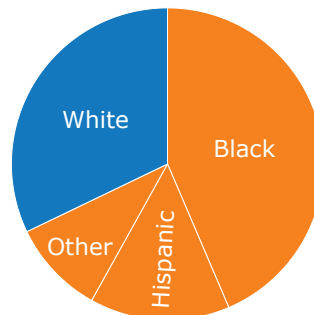
**Adults in
Coverage Gap:**
252,000

Eligibility Levels
as a % of FPL*



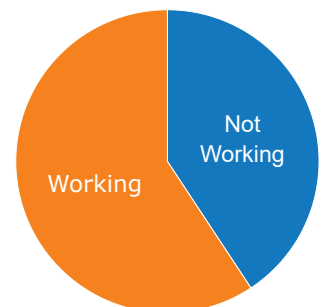
*100% of Federal Poverty Level (FPL): \$24,860 for a family of three; \$14,580 for an individual

In GA, Medicaid Covers:

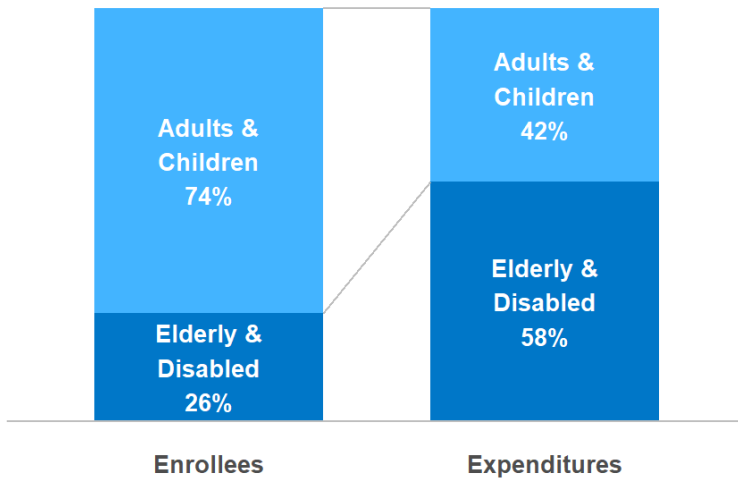


68%
of non-elderly
Medicaid enrollees
in GA are people of
color

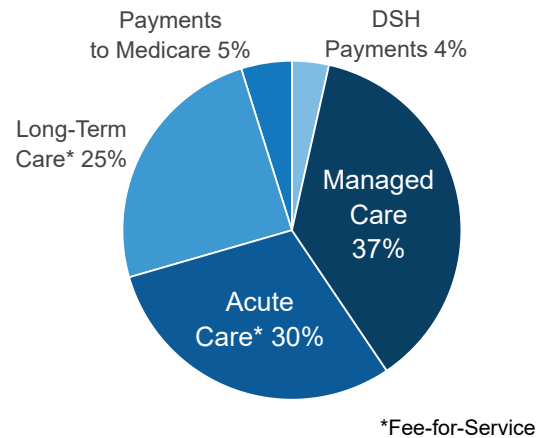
59%
of adults in GA on
Medicaid are
working



Medicaid Enrollees & Expenditures in GA

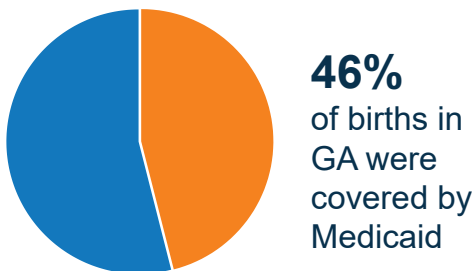
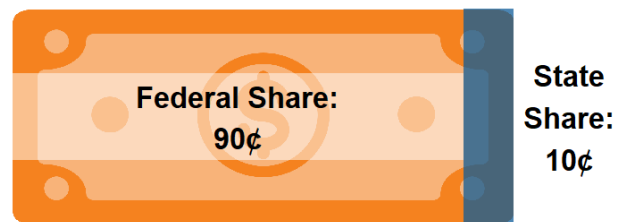
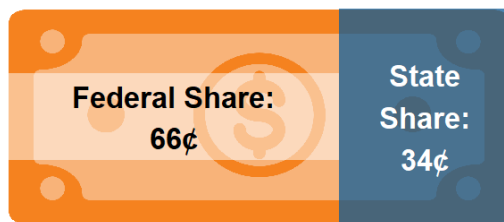


Total GA Medicaid Spending by Service: \$12.3 billion



In GA, the federal government pays **66%** of the cost of traditional Medicaid plus a 5 percentage point increase tied to the unwinding of the continuous enrollment provision that phases down and ends on December 31st, 2023

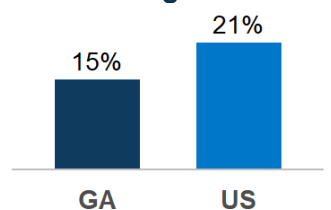
If GA expanded Medicaid, the federal government would pay **90%** of the costs of the Medicaid expansion, plus GA would see a net gain of **\$710 million** over 2 years in ARPA fiscal incentive payments



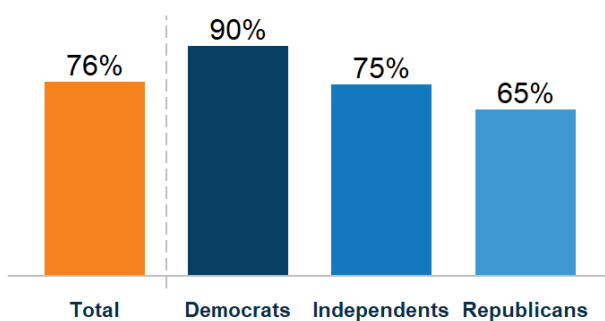
Georgia **has adopted** the Medicaid 12-month postpartum coverage extension

Georgia **does not provide** 12-months of continuous Medicaid eligibility for children

Medicaid Coverage of Women Ages 15–49



National Share of Those that Hold Favorable Views of Medicaid



National Access Measures

