

# The College Scorecard

Apples Vs. Oranges Vs. Bananas



## Group 2



**Nancy Casey**  
St. Bonaventure  
University



**Christopher Gallant**  
Hilbert College




**Sabrina Fennell**  
Daemen College



**Bhakti Sharma**  
SUNY Buffalo State



**Lamark Shaw**  
Daemen College



**Timothy Tomczak**  
Genesee Community  
College

## In Brief

- <https://collegescorecard.ed.gov/>
- Federal Government attempt to provide information about post-secondary education
- Initial conception was to provide a *Consumer Reports*-style ratings system for postsecondary institutions
- Can you compare all institutions? No, say college presidents: any particular ranking is somewhat arbitrary
- As released, it avoids rating or ranking colleges.
- Combines data from the Treasury and IRS with Department of Education records on more than 7,000 colleges and universities, going back 18 years
- Provides earnings data for 6-10 years after graduation...BUT
  - earnings data are available **only** for students who received federal aid

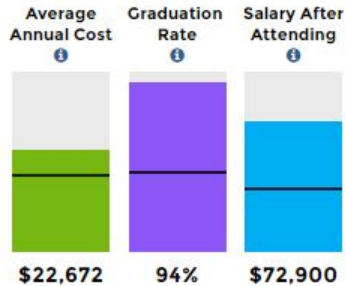
## What Data Is the Scorecard Built On?


- You can search on (and then compare)
  - Degree (2- and 4-year)
  - Program/Major (38 categories from traditional A&S to professional studies to construction)
  - By specific institution name, state, region, zip code and/or distance
  - UG Student Body size (small, medium, large)
  - Type of school (public, private, not-for-profit, for-profit)
  - Religious affiliation

# New York, Private, non-Profit

## Columbia University in the City of New York

New York, NY  
7,970 undergraduates

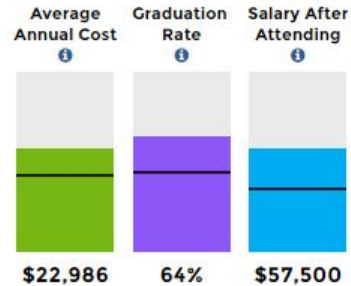



 National Average

[VIEW MORE DETAILS >](#)

## Molloy College

Rockville Centre, NY  
3,322 undergraduates

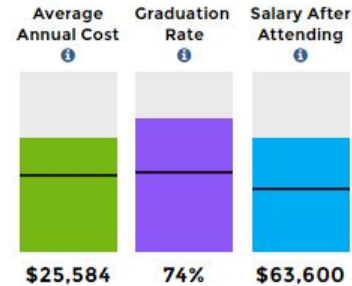



 National Average

[VIEW MORE DETAILS >](#)

## Manhattan College

Riverdale, NY  
3,403 undergraduates

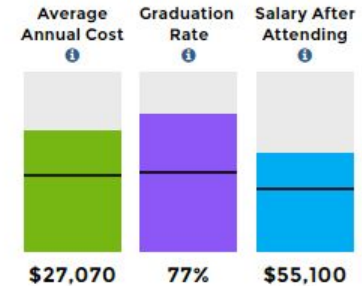



 National Average

[VIEW MORE DETAILS >](#)

## Siena College

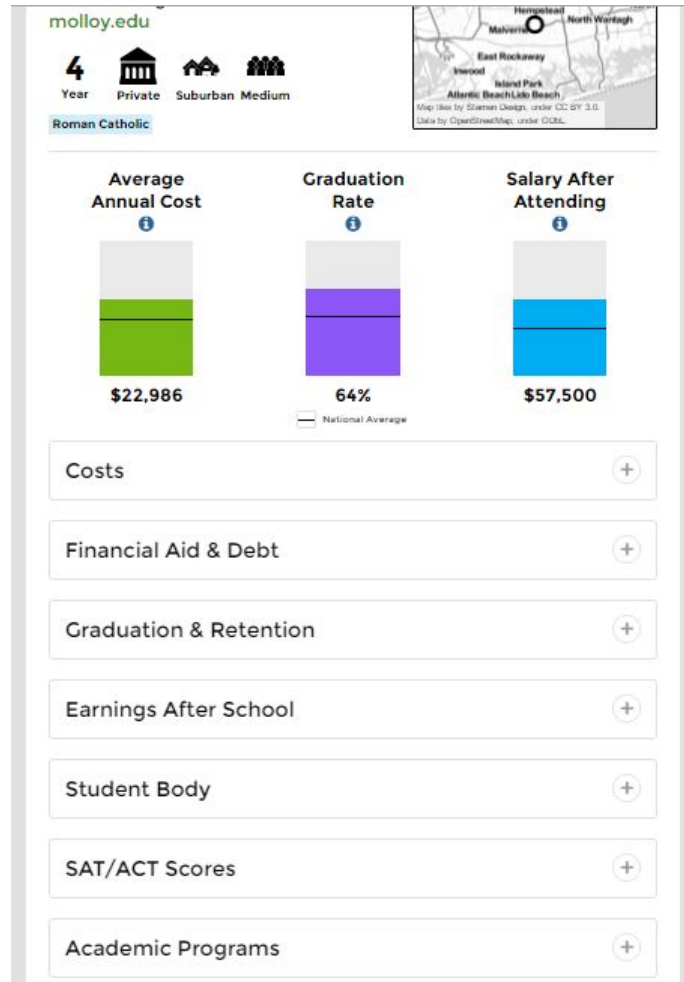
Loudonville, NY  
3,102 undergraduates



 National Average

[VIEW MORE DETAILS >](#)

# Going Deeper



## The Scorecard Is Designed to Help Answer:

- How much will it cost me to go to *X* College?
- How much debt will I end up with?
- How many students graduate?

# History

- Announced by President Obama in 2013 at the SOTU
- Started as a ranking system that saw a lot of relentless opposition from both Democrats and Republicans. After original 'ranking system' plan failed, college scorecard was introduced to
  - Make college more affordable; Empower Americans to rate; Highlight schools that serve students of all backgrounds
- Prototype was created after consultation with leaders of higher education institutions, college counselors, students and parents. Data was compiled without external review.



# Problems

- Earnings Data are only available for students who received federal financial aid
- Inaccuracy with respect to schools with branch campuses, because earnings data are only reported at the system level, not for each distinct campus.
- The tool shows but does not readily allow for large comparisons between schools on the three basic criteria of cost, graduation rates, and salary after attendance
- The tool makes no effort to isolate the school's contribution to earnings from what one could reasonably expect based on family incomes and test scores of its students or the level of degrees it offers.
- Graduation rate only lists first time degree seeking full time students over a 6 year graduation rate.
- Catered toward financial ROI for low income students – How do you compare quality vs quantity

# Limitations: The Earnings Data

- The salary data are based completely on IRS records **ONLY** for students who received federal student aid (Pell Grants)
- The salary data are credited to **any (and EVERY) institution** a student attended with federal student aid, regardless of whether it was for a full degree program or only a single semester
- The salary data are **not** disaggregated or provided by program or major – the data are aggregated for ALL students who attended the institution
  - That makes it impossible to compare outcomes across institutions for students who major in any specific subject (e.g., accounting majors at XYZ University versus ABC University)

*How does the  
Scorecard  
compare to  
other college  
rankings?*

well, not  
cleanly!



# The New York Times

## comparison:

<http://www.nytimes.com/interactive/2015/10/01/business/college-rankings-disparity.html>

Ranking	U.S. News	College Scorecard (by Salary After Attending)	Brookings (Value- Added Ranking*)	PayScale (Mid-Career Pay)
1	Princeton University	SUNY Downstate Medical Center	California Institute of Technology	State University of New York, Maritime College
2	Harvard University	MCPHS University	Colgate University	Harvey Mudd College
3	Yale University	Upstate Medical University	Massachusetts Institute of Technology	x Harvard University; x United States Naval Academy
4	Columbia University	Samuel Merritt University	Rose-Hulman Institute of Technology	
5	Stanford University	Albany College of Pharmacy and Health Sciences	Carleton College	California Institute of Technology
6	University of Chicago	Massachusetts Institute of Technology	Washington and Lee University	Massachusetts Institute of Technology
7	Massachusetts Institute of Technology	United States Merchant Marine Academy	State University of New York, Maritime College	Stanford University
8	Duke University	Harvard University	Clarkson University	Princeton University
9	University of Pennsylvania	University of the Sciences	Manhattan College	Babson College
10	California Institute of	Babson College	Stanford University	y Stevens Institute of Technology; y United States Military Academy at West Point; y University of Pennsylvania; y Washington and Lee

# The Atlantic

comparison:

## School "Rankings" From U.S. News and the College Scorecard

Four-Year Bachelor's Degree Programs

"Rank"▼	U.S. News	College Scorecard (By Average Annual Cost)	College Scorecard (By Salary After Attending)	College Scorecard (By Graduation Rate)
1	Princeton University	Yeshivat Mikdash Melech	SUNY Downstate Medical Center	Universidad Teologica del Caribe
2	Harvard University	Divine Word College	MCPHS University	Harvard University
3	Yale University	Berea College	Upstate Medical University	Yale University
4	Columbia University	Saint John Vianney College Seminary	Samuel Merritt University	Careers Unlimited
5	Stanford University	Elizabeth City State University	Albany College of Pharmacy and Health Sciences	Princeton University
6	University of Chicago	Caribbean University-Bayamon	Massachusetts Institute of Technology	Franklin W Olin College of Engineering
7	Massachusetts Institute of Technology	University of Puerto Rico-Aguadilla	United States Merchant Marine Academy	Williams College
8	Duke University	Escuela de Artes Plasticas de Puerto Rico	Harvard University	University of Pennsylvania
9	University of Pennsylvania	The University of Texas-Pan American	University of the Sciences	Pomona College
10	California Institute of Technology	Talmudical Seminary of Bobov	Babson College	Stanford University

<http://www.theatlantic.com/education/archive/2015/09/obamas-new-college-scorecard-flips-the-focus-of-rankings/405379>

Indeed, with  
the *Scorecard*  
data set  
available, you  
could...

# THE CHRONICLE OF HIGHER EDUCATION

[Home](#)[News](#) ▾[Global](#)[Opinion & Ideas](#) ▾[Facts & Figures](#)[Blogs](#) ▾[Advice](#)[Forums](#)[ADMISSIONS & STUDENT AID](#)[f](#) [t](#) [g](#) [e](#) | [Comments \(13\)](#)

## Make Your Own College Rankings

FEBRUARY 27, 2015

Love 'em or hate 'em, you can hardly miss them: College rankings are proliferating. The phenomenon is fueled by families' growing interest in getting the most out of their investment in college, and magazines' and companies' responses to that anxiety.

Powered by College Scorecard Data | v1.7.3

**U.S. DEPARTMENT OF EDUCATION**

[Contact Us](#) | [Notices](#)

<http://chronicle.com/article/Make-Your-Own-College-Rankings/151473/>

# Positives



"...My administration will release a new 'College Scorecard' that parents and students can use to compare schools based on a simple criteria—where you can get the most bang for your educational buck. "

- President Obama, 2013 State of the Union

- The net price represents what the "average" student would pay after grants and scholarships are subtracted from the institution's cost of attendance

**no**  
negative  
thoughts  
allowed



# Positives



# Net price... Let's take a look

Figure 1: Average cost to attend Penn State University



Source: [www.whitehouse.gov/issues/education/higher-education/college-score-card](http://www.whitehouse.gov/issues/education/higher-education/college-score-card)

**no**  
negative  
thoughts  
allowed



# Positives



- In addition to providing the average price to attend, **the scorecard also provides information about how the price at the college has changed in recent years**
- The scorecard lists the individual school's **federal loan defaulting rate and compares it to the overall national federal loan default rate.**
- **The greatest benefit of the College Scorecard is financial transparency**
- **Research on average income of graduates, graduation rates**

# Parent & Prospective Student Reaction

(cg1)



"When consumers have more access to information, it means they can make better financial decisions for themselves and their families. This is a huge win for students, families, and the marketplace"

*-U.S. Department of Education*

- What are Americans saying?
- Is CS effective?
- Do they think CS gives them what it says it does?

# What are Americans saying? (cg2)



**Jason Gauthier** I love the idea of providing useful information, but if it only includes earnings of people who took student loans, the data is misleading. If it doesn't break down earnings by major, it's useless.

Like · Reply · 3 · September 13, 2015 at 3:32am



**Mike Voss** This will provide a completely worthless snapshot into what a college degree would have done for you 10 years ago. At the rate that the landscape is changing (and the college education model becoming less valuable) a 1-3 year window is the only thing that would be of any use.

Like · Reply · September 12, 2015 at 2:29pm



**The Online Mom**

September 20, 2015 ·

I am LOVING the College Scorecard site making it very easy to narrow down college choices and providing financial aid information and the average earnings of their graduates! Check it out!

Sources:

<http://blog.ed.gov/tag/college-scorecard/>

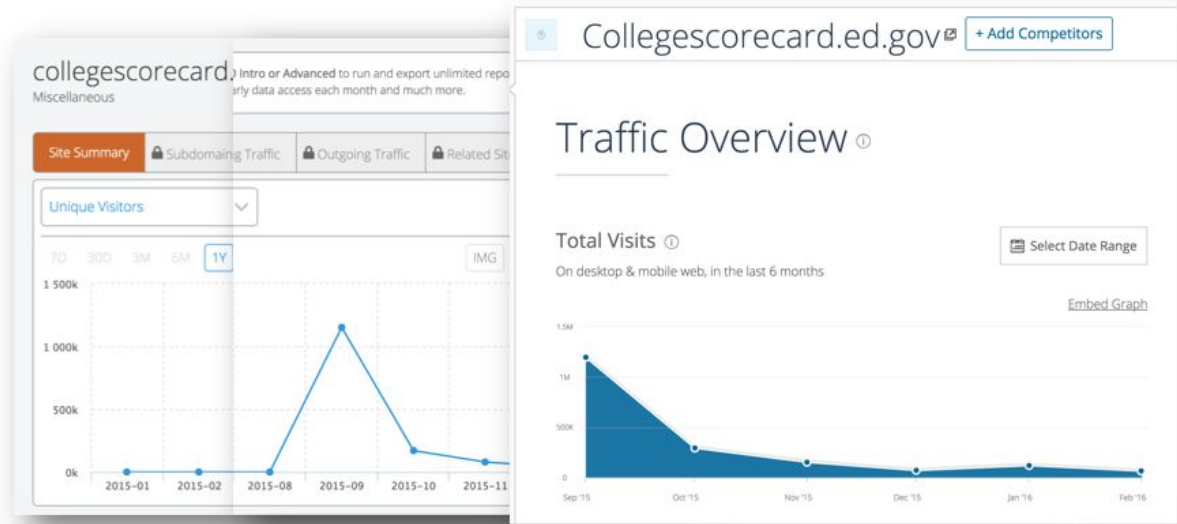
<https://www.facebook.com/search/top/?q=%23collegescorecard>

<https://talk.collegeconfidential.com/>

Is CS effective?

(cg3)

Do people use the site?



(Site analytics from compete.com & similarweb.com)

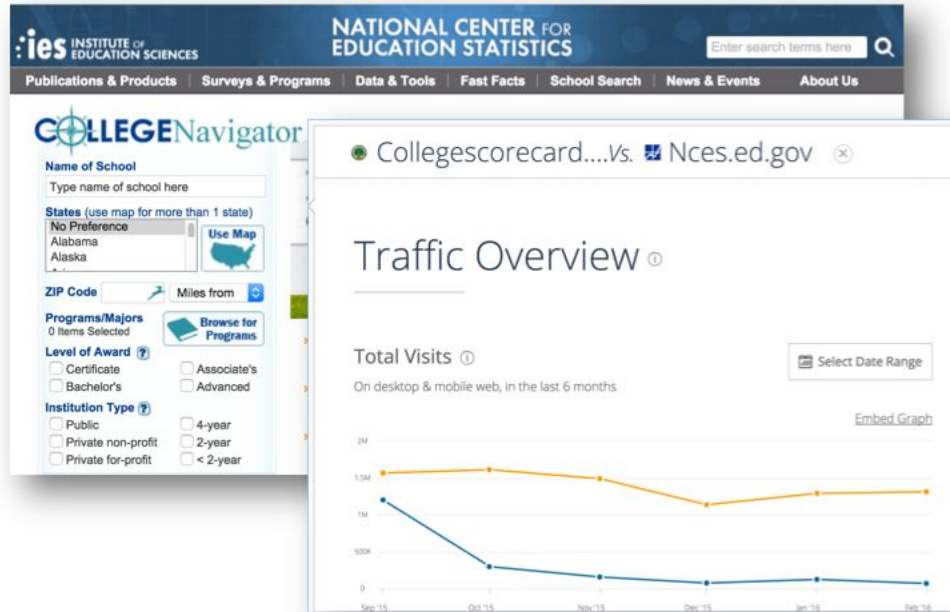
Is CS effective?

(cg4)

Do people use the site?

<http://nces.ed.gov/collegenavigator/>

College Navigator



(Site analytics from compete.com & similarweb.com)

Do they think  
CS gives them  
what it says it  
does?

(cg5)

Source: <https://talk.collegeconfidential.com/>

## ● Tuition

How about delineating in state versus out of state tuitions? That would factor into cost drastically for each of these state institutions...

I can go on, and on...

## ● Graduation



porcupine98

09-15-2015 at 6:25 am

6year graduation allows just enough leeway for study abroad, personal leave, etc. Not everyone's path is a straight or smooth one.



Reply

## ● Salaries



Iglooo  
Posts: **5,783**  
Registered User  
Senior Member

09-15-2015 at 7:59 am

Given the limitations of our data, these are the best measures of post-college earnings currently available.

I get that there are limitations to the data. But that's no reason to publish a study done on a biased sample. It's misleading. IMO, it is worse than not leading.

Do earnings include graduates from professional schools, law, medical, business? If so, it would further skew the outcome.

Is CS effective?

(cg6)

**Doesn't appear to matter...**  
**people are speaking with their clicks.**



(Site analytics from compete.com & similarweb.com)

## Recommendations

- Remember: **apples...oranges...bananas!**
- Users beware: do your homework!



## Additional resources:

- Understanding the College Scorecard; Brookings. 9/28/15 <http://www.brookings.edu/research/opinions/2015/09/28-understanding-the-college-scorecard-rothwell>
- Deconstructing and reconstructing the College Scorecard. 10/15/15. <http://www.brookings.edu/research/papers/2015/10/15-deconstructing-reconstructing-college-scorecard-whitehurst-chingos>
- <http://www.usnews.com/news/articles/2015/10/08/obamas-college-scorecard-shows-pell-grant-data-problem>